

INDEPENDENT AUDITOR'S REPORT

To

Board of Trustees' of M/s Thrissur Educational Trust

We have audited the accompanying Standalone financial statements of **Jyothi Engineering College**, a division of **M/s Thrissur Educational Trust**, which comprise of the Balance Sheet as at March 31, 2024, Income and Expenditure Account for the year ended on that date, and a summary of significant accounting policies and other explanatory information.

Management's Responsibility for the Financial Statements

Trustees are responsible for the preparation of these financial statements that give a true and fair view of the financial position and financial performance of the Society. This responsibility includes the design, implementation and maintenance of internal control relevant to the preparation of the financial statements that are free from material misstatement, whether due to fraud or error.

Auditor's Responsibility

Our responsibility is to express an opinion on these financial statements based on our audit. We conducted our audit in accordance with the Standards on Auditing issued by the Institute of Chartered Accountants of India. Those Standards require that we comply with ethical requirements and plan and perform the audit to obtain reasonable assurance about whether the financial statements are free from material misstatement.

An audit involves performing procedures to obtain audit evidence about the amounts and disclosures in the financial statements. The procedures selected depend on the auditor's judgment, including the assessment of the risks of material misstatement of the financial statements, whether due to fraud or error. In making those risk assessments, the auditor considers internal control relevant to the Society's preparation and fair presentation of the financial statements in order to design audit procedures that are appropriate in the circumstances. An audit also includes evaluating the appropriateness of accounting policies used and the reasonableness of the accounting estimates made by management, as well as evaluating the overall presentation of the financial statements.

We believe that the audit evidence we have obtained is sufficient and appropriate to provide a basis for our audit opinion.

Opinion

In our opinion and to the best of our information and according to the explanations given to us, except for the possible effects of the matter described in the Emphasis of matter paragraph, the Standalone financial statements of **Jyothi Engineering College** a division of **M/s Thrissur Educational Trust**, for the year ended 31st March 2024 give the information in the manner so required and give a true and fair view in conformity with the accounting principles generally accepted in India.

Place: **Thrissur**
Date: **28/09/2024**



For ABRAHAM & JOSE
Chartered Accountants
FRN 0000105

K.A. JOSEPH
K.A. JOSEPH
Partner (No. 200759)

UDIN: 24200759BKFOVH8775

JYOTHI ENGINEERING COLLEGE
DIVISION OF THRISSUR EDUCATIONAL TRUST
CHERUTHURUTHY, THRISSUR 679531
STANDALONE BALANCE SHEET AS AT 31ST MARCH 2024

2022-23	LIABILITIES		2023-24	2022-23	ASSETS		2023-24
9,58,06,748.09	General Fund : As per last B/S	16,76,60,708.71		25,09,74,395.91	Property, Plant & Equipment (Schedule -6) Work in Progress Lab cum Auditorium Block Building - Southern Academic Block		26,31,63,755.19
66,24,488.00		Nil		1,05,173.00			1,05,173.00
6,65,09,750.00		Nil		Nil			73,82,094.00
(12,80,277.38)		2,57,11,599.90	19,33,72,308.61		Current Assets, Loans & Advances : Deposit for IT Appeal Security Deposits Other Advances Debtors & Receivables Other Receivables Electronic Credit Ledger Balance Electronic Cash Ledger Balance		
16,76,60,708.71	Endowment Fund		10,55,458.00	35,88,031.00		35,88,031.00	
10,55,458.00				4,92,640.00		5,84,630.00	
	CSR Fund Unutilised(Alukkas) Opening Balance	17,605.00		12,69,521.00		42,085.00	
2,50,000.00		Nil		2,96,64,034.90		1,67,52,917.66	2,54,59,064.16
(2,32,395.00)	Received During the year	Nil	17,605.00	34,34,356.50		44,91,400.50	38,96,096.00
	Less: Utilised during the year	Nil		40,85,344.00			2,066.00
				2,066.00			
	Inter-unit Balances Thrissur Educational Trust BEC Jyothi Engineering College Hostel PTA JECC Jyothi Professional Bodies Jyothi Engineering College - Co-operative Store Jyothi Engineering College - Testing Thrissur Educational Trust		48,118.87	3,39,43,707.00	Cash & Bank Balances : Fixed Deposits Cash at Bank Cash in hand		
1,25,358.87			7,49,12,728.92	82,85,033.08		5,76,57,474.00	
7,12,99,687.92			5,03,000.00	44,583.84		1,16,00,563.91	6,93,32,360.22
3,96,750.00			2,93,525.00			74,322.31	
4,34,500.00			73,188.12				
2,69,154.29			1,04,559.19				
52,178.11	Other Non Current Liabilities : Security & Caution Deposit (Schedule -2)		59,35,247.46				
(13,28,835.74)			2,26,46,768.00				
2,05,75,378.00	Current Liabilities & Provisions : Expenses Payable Provision for Gratuity Sundry Advances (Tuition Fee Advance) Sundry Creditors Other Liabilities		29,12,515.40				
			2,54,78,940.00				
25,42,138.04			3,53,96,295.00				
2,55,39,420.00			40,00,246.00				
4,56,61,003.03			25,90,105.00				
2,72,717.00	Notes to accounts (Schedule -1)						
13,15,665.00							
33,58,88,886.23	Total		36,93,40,608.57	33,58,88,886.23	Total		36,93,40,608.57

For THRISSUR EDUCATIONAL TRUST

As per our report of even date attached

Thomas Kadhayan

David

SECRETARY
THRISSUR EDUCATIONAL TRUST

TREASURER



For ABRAHAM & JOSE
Chartered Accountants
FRN 0000105

Joseph
K.A. JOSEPH
Partner (No. 200759)

UDIN: 24200759BKFOVH6775

JYOTHI ENGINEERING COLLEGE,CHERUTHURUTHY, THRISSUR 679531

DIVISION OF THRISSUR EDUCATIONAL TRUST

STANDALONE INCOME & EXPENDITURE ACCOUNT FOR THE YEAR ENDED 31ST MARCH 2024

2022-23	EXPENDITURE	2023-24	2022-23	INCOME	2023-24
8,18,45,476.00	To Salary & Allowance (Schedule -13)	8,93,76,787.00	13,75,78,338.21	By Fee Collection (Schedule -24)	16,03,56,601.02
Nil	" Alumni Fees payment	1,54,500.00	Nil	" Alumni Fees Collection	1,54,500.00
19,05,536.00	" Advertisement Expenses	18,42,745.00	1,09,73,722.00	" Bus Fee Received	1,41,25,657.00
91,500.00	" Audit Fee	60,000.00	11,28,994.00	" Interest Received (Schedule -25)	36,26,867.00
6,463.82	" Bank Charges	4,025.16	Nil	" Insurance Charges collected from students	2,51,500.00
1,61,94,165.00	" Bus Expenses	1,59,55,969.00	83,701.00	" KTU Exam Receipts	12,91,658.00
Nil	" Bad Debts Written off	9,38,290.00	84,98,195.00	" Other Fees (Schedule -26)	1,76,94,475.00
8,16,013.00	" Charity & Donation (Schedule -14)	8,06,675.00	1,28,491.52	" Maintenance Charges Received (Schedule -27)	1,62,920.00
Nil	" Departmental Expense (Schedule -15)	4,22,152.00	1,08,466.10	" Miscellaneous Income	9,720.00
20,51,190.00	" Electricity & Water Charges	33,22,994.00	9,62,397.59	" Other Income (Schedule -28)	13,97,229.33
1,00,000.00	" Endowment Expenses	27,000.00	20,40,516.00	" Student Activity Fund	35,86,480.00
Nil	" Fees Refunded / Waived	3,54,200.00	Nil	" University Fee Collections (Schedule -29)	1,40,79,970.00
Nil	" Funded Project Expenses	1,23,617.00	2,49,122.00	" Profit on sale of Plant & Equipments	Nil
40,28,051.00	" House Keeping Charges	42,56,922.00	Nil	" PTA Fees Collection	4,38,000.00
Nil	" IIC Expenses	40,194.00			
1,76,548.00	" Insurance Charges Paid	4,12,065.00			
3,10,166.00	" Interest (Staff FD)	4,92,134.00			
Nil	" Interest on TDS	29,275.00			
10,04,527.00	" Internet Charges	9,38,884.00			
Nil	" KTU Exam Remuneration to Staff	1,06,389.00			
7,79,869.00	" Legal & Professional Charges (Schedule -16)	8,89,509.00			
2,73,494.00	" Meeting & Refreshment Expenses	1,13,923.00			
2,50,208.00	" Miscellaneous Expenses (Schedule -17)	7,461.00			
1,69,404.63	" Office Expenses	3,05,716.60			
4,21,471.00	" Postage & Telephone	4,20,000.00			
35,23,697.32	" Printing,Stationery&Subscription (Schedule -18)	40,57,170.73			
Nil	" PTA Fees Payments	4,38,000.00			
17,81,494.00	" Rent, Rates, Tax & Insurance	16,36,710.65			
87,63,978.00	" Repairs & Maintenance (Schedule-19)	68,37,210.00			
1,21,067.00	" Research & Development Expenses	89,292.00			
13.32	" Round off	0.43			
2,16,51,647.00	" Scholarship & Financial Help (Schedule -20)	2,53,01,835.00			
12,54,213.00	" Security Charges	11,97,936.00			
1,66,500.00	" Staff Welfare Expenses	2,11,952.00			
10,20,369.00	" Student Activity Expenses (Schedule -21)	32,34,202.16			
Nil	" TBI Expenses	2,11,537.00			
Nil	" TDS paid against notices	11,264.00			
13,17,304.00	" Training Expenses	14,86,407.00			
10,39,131.88	" Travelling Expenses (Schedule -22)	7,29,631.00			
39,20,570.00	" University Fee (Schedule -23)	1,83,27,449.00			
80,48,153.83	" Depreciation	62,91,953.72			
(12,80,277.38)	To Excess of Income over Expenditure	2,57,11,599.90			
16,17,51,943.42	Total	21,71,75,577.35	16,17,51,943.42	Total	21,71,75,577.35

As per our report of even date attached

For ABRAHAM & JOSE
Chartered Accountants
FRN 000010 S

K. A. JOSEPH
Partner (No. 200759)

UDIN:-24200459BKFOVH 6795

2 Moses Kalheny

SECRETARY
THRISSUR EDUCATIONAL TRUST

For THRISSUR EDUCATIONAL TRUST

TREASURER

JYOTHI ENGINEERING COLLEGE
DIVISION OF THRISSUR EDUCATIONAL TRUST
PROPERTY, PLANT & EQUIPMENTS AS ON 31ST MARCH 2024

Schedule-6

1) Property, Plant & Equipments : Depreciation claimed as application of income

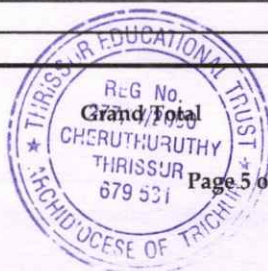
Items	Rate	WDV as on 01.04.2023	Depreciation for the year	WDV as on 31.03.2024
Furniture & Fixtures	10%	45,29,655.00	4,52,965.50	40,76,689.50
FAB Lab Equipments	15%	17,127.50	2,569.13	14,558.37
Lab Equipments	15%	8,16,399.50	1,22,459.93	6,93,939.57
Electrical Equipments	15%	12,45,037.40	1,86,755.61	10,58,281.79
Fire Hydrant system	15%	13,95,275.85	2,09,291.38	11,85,984.47
TATA Project Equipments	15%	2,59,51,979.00	38,92,796.85	2,20,59,182.15
Vehicles	15%	3,14,500.00	47,175.00	2,67,325.00
Library Books	40%	2,76,429.00	1,10,571.60	1,65,857.40
Computer & Accessories	40%	28,50,682.80	11,40,273.12	17,10,409.68
Computer Software	40%	1,83,180.00	73,272.00	1,09,908.00
Solar power System	40%	1,34,559.00	53,823.60	80,735.40
		3,77,14,825.05	62,91,953.72	3,14,22,871.33

2) Property, Plant & Equipments : Cost of the asset claimed as application of income

Items	WDV as on 01.04.2023	Additions	WDV as on 31.03.2024
Air Conditioner	Nil	10,20,970.00	10,20,970.00
Biogas Plant	40,178.00	Nil	40,178.00
Biometric Machine	Nil	33,394.00	33,394.00
Borewell	30,082.23	Nil	30,082.23
Building	4,81,57,766.34	Nil	4,81,57,766.34
Camera	Nil	10,175.00	10,175.00
Chlorination Plant	1,09,621.00	Nil	1,09,621.00
Computer & Accessories	93,58,584.98	47,19,325.00	1,40,77,909.98
Computer Software	17,34,721.20	12,69,208.00	30,03,929.20
Counting Machine	Nil	12,000.00	12,000.00
Digital Camera	Nil	1,08,000.00	1,08,000.00
Electrical Equipments	63,15,773.52	3,50,884.00	66,66,657.52
Electrical Fittings	36,28,802.84	28,199.00	36,57,001.84
FAB Lab Equipments	1,19,63,743.56	Nil	1,19,63,743.56
Fire Extinguisher	90,850.00	Nil	90,850.00
Fire Staircase & HandRail	12,50,000.00	8,80,000.00	21,30,000.00
Fitness Centre	36,328.21	Nil	36,328.21
Furniture & Fixtures	1,51,81,875.61	5,13,075.00	1,56,94,950.61
Lab Equipments	16,10,035.00	20,95,488.00	37,05,523.00
Lift	Nil	21,60,000.00	21,60,000.00
Library Books	46,19,643.88	1,78,221.00	47,97,864.88
Napkin Disposal Machine	1,42,987.00	Nil	1,42,987.00
Security Equipments	19,31,423.00	Nil	19,31,423.00
Solar power System 80.85 KWP	Nil	47,39,716.00	47,39,716.00
Solar Water Heater	14,400.00	Nil	14,400.00
Touch Screen	Nil	2,10,000.00	2,10,000.00
Vehicle-Bus	43,24,092.41	Nil	43,24,092.41
Vehicles	14,29,782.49	Nil	14,29,782.49
Water Chlorination	Nil	14,750.00	14,750.00
Water Cooler	24,492.00	81,129.00	1,05,621.00
Water Dispenser	95,000.00	50,847.00	1,45,847.00
Water Purifier	59,499.00	5,932.00	65,431.00
Workshop Machinery	3,230.34	Nil	3,230.34
Total	11,21,52,912.61	1,84,81,313.00	13,06,34,225.61

3) Property, Plant & Equipments : Land

Items	WDV as on 31.03.2024
Land	10,11,06,658.25
Total	10,11,06,658.25



26,31,63,755.19

Thrissur Educational Trust

Schedule 1: Notes to Accounts

1) Basis of Accounting

The accounts are prepared on accrual basis under the historical cost convention in accordance with the Accounting Standard issued by the Companies(Accounting Standards) Rules, 2006 .

2) Accounting policies are consistently followed and no deviation has been made.

3) Income is recognised on accrual basis.

4) Property,Plant and Equipment

Plant and Equipment are stated at cost less accumulated depreciation .

5) Accounting Policies

Accounting System :Mercantile System

Depreciation :As per IT Rules

Closing Stock :Cost & NRV whichever is lower

6) Accounts are Maintained in Computer System

7) Previous year figures has been regrouped or rearranged wherever found necessary



JYOTHI ENGINEERING COLLEGE
DIVISION OF THRISSUR EDUCATIONAL TRUST
SCHEDULES FORMING PART OF FINANCIAL STATEMENTS

Schedule -2

Caution Deposit

Students Caution Deposit	1,64,70,000.00	1,48,45,000.00
Staff Caution Deposit	59,97,374.00	55,78,984.00
Security Deposits	1,79,394.00	1,51,394.00
	2,26,46,768.00	2,05,75,378.00

Schedule-3

Expenses Payable & Outstanding Liabilities

Amendment in Fy 22-23 Maintenance Charge	Nil	2,160.00
Electricity Charges Payable	Nil	3,92,190.00
ESI Payable	Nil	15,353.00
Interest Payable	22,95,766.52	18,41,112.52
Excess GST Collected	358.36	Nil
KFC Payable (Not Paid)	768.52	768.52
Provident Fund Payable	Nil	1,22,326.00
Salary Payable	(5.00)	Nil
Security Charges Payable	Nil	1,30,887.00
TDS Companies -Payable (Paid on 06-04-2024)	1,58,001.00	37,341.00
TDS Contractors -Payable (Paid on 06-04-2024)	21,100.00	Nil
TDS Interest -Payable (Paid on 20-04-2024)	9,128.00	Nil
TDS Professionals -Payable (Paid on 06-04-2024)	19,368.00	Nil
TDS Staff -Payable (Paid on 06-04-2024)	2,45,620.00	Nil
TDS Staff -Payable (Paid on 25-05-2024)	1,404.00	Nil
TDS Staff -Payable (Paid on 27-05-2024)	31,495.00	Nil
TDS Staff -Payable (Paid on 27-06-2024)	257.00	Nil
TDS - 195 - Payable (Paid on 06-07-2024)	1,29,254.00	Nil
Telephone Charges Payable	Nil	Nil
Travelling Expenses -staff payable	Nil	Nil
	29,12,515.40	25,42,138.04

Schedule- 4

Sundry Advances (Tuition Fee)

Discontinued Students	54,930.00	54,650.00
Tuition Fees Received in Advance	3,53,41,365.00	4,56,06,353.03
	3,53,96,295.00	4,56,61,003.03

Schedule- 5


Other Liabilities

Alumni Association Payable	1,54,500.00	Nil
KEAM Scholarship Payable	23,65,405.00	10,65,465.00
Tech Fest Payable	70,200.00	2,50,200.00
	25,90,105.00	13,15,665.00

Schedule-7

Security Deposit

Electricity Deposit	5,33,130.00	4,41,140.00
Gas Cylinder Deposit A/c	3,000.00	3,000.00
Security Deposit-Telephone	20,000.00	20,000.00
Security Deposit - CO2	10,000.00	10,000.00
Telephone Deposit	18,500.00	18,500.00
	5,84,630.00	4,92,640.00



JYOTHI ENGINEERING COLLEGE
DIVISION OF THRISSUR EDUCATIONAL TRUST
SCHEDULES FORMING PART OF FINANCIAL STATEMENTS

Schedule-8

Other Advances (Asset)

Advance to A T Jose	Nil	9,86,790.00
AAP Construction Venture Cross	Nil	390.00
Global Hi - Tech Survey	1,008.00	1,008.00
Manikandan K A (Canteen Contractor)	Nil	2,360.00
M/s Legentary Distributors (P) Ltd	Nil	(354.00)
Technoline Systems & Servies	Nil	7,219.00
Silicon Systems	Nil	1,88,720.00
Tech Zone Instruments	Nil	34,000.00
Ark Automation	27,588.00	27,588.00
P S Sureshbabu	Nil	10,000.00
Shameerali O S - Canteen Contractor	13,489.00	11,800.00
	42,085.00	12,69,521.00

Schedule-9

Debtors & Receivables

Fund from SC/ST/OEC Office	3,18,390.00	3,79,580.00
Debit Balance in Sundry Creditors	16,01,723.00	Nil
SC/ST/OEC Fund Receivable	85,000.00	81,75,000.00
Staff	13,984.00	59,500.00
KTU Receivable	6,63,298.00	11,39,085.00
KDISC GST Recoverable	29,982.24	29,982.24
KDISC Project	4,589.00	71,189.00
FD Interest Receivable	5,82,173.00	Nil
Salary Advance Receivable	Nil	50,000.00
Scrap Sale Receivable	2,531.52	2,531.52
TDS Recoverable from Staff	9,128.00	Nil
Training Fees Receivable	747.00	747.00
Student	1,34,41,371.90	1,97,56,420.14
	1,67,52,917.66	2,96,64,034.90

Schedule-10


Other Receivables

TDS Receivable From 2014-15 to 2021-22	27,88,514.50	27,88,514.50
TDS Receivable FY 2014-15	5,456.00	5,456.00
TDS Receivable FY 2020-21	1,82,119.00	Nil
TDS Receivable Trust (Upto 2019-20)	1,04,476.00	Nil
TDS Receivable Trust FY 2021-22	80,864.00	Nil
TDS Receivable Hostel	354.00	Nil
TDS Receivable BEC	1,38,548.00	Nil
TDS Receivable Endowment	7,135.00	7,135.00
TDS Receivable Canara Bank	4,98,408.00	4,98,408.00
TDS Receivable FY 2022-23	2,10,711.00	1,18,143.00
TDS Receivable FY 2023-24	4,58,115.00	Nil
Tax Collected at Source	16,700.00	16,700.00
	44,91,400.50	34,34,356.50

Schedule-11

Fixed Deposits

Endowment FD	10,55,861.00	10,55,458.00
Federal Bank FD - Staff CD	61,30,522.00	54,83,537.00
Other FDS	4,86,98,349.00	2,60,00,000.00
SIBL FD - Staff CD	17,72,742.00	14,04,712.00
	5,76,57,474.00	3,39,43,707.00



JYOTHI ENGINEERING COLLEGE
DIVISION OF THRISSUR EDUCATIONAL TRUST
SCHEDULES FORMING PART OF FINANCIAL STATEMENTS

Schedule-12

Cash at Bank

Axis Bank A/c - 922010058313459	22,25,828.00	27,17,329.00
Federal Bank A/c -15250100001019	18,65,425.68	18,48,131.68
Federal Bank-A/c No 143	1,10,000.00	1,20,500.00
Federal Bank SB A/c No. 12800100124428	9,377.58	9,377.58
Federal Bank SB A/C No. 16990100106677 Tech Fest	34,707.00	Nil
ICICI Bank SB A/c No. 266101000784	35,71,023.04	20,48,568.50
SBI Cheruthuruthy- 67224641625	2,34,352.81	2,64,265.31
SBI, Wadakancherry-30855057905	3,70,231.90	10,03,991.10
SIBL WKY A/C 0095073000051022	29,20,145.90	45,134.91
Federal Bank A/c No: 15250100014517	2,59,472.00	2,27,735.00
	1,16,00,563.91	82,85,033.08

Schedule -13

Salary & Allowance

Salary Given	8,65,09,011.00	8,01,90,404.80
Maternity Leave Benefit	1,90,732.00	1,23,195.00
Provident Fund	5,38,962.00	8,14,820.20
ESI	1,38,082.00	1,52,080.00
Gratuity	20,00,000.00	4,08,376.00
Staff Benefits	Nil	1,56,600.00
	8,93,76,787.00	8,18,45,476.00

Schedule-14

Charity & Donation

Indian Association for the blind (Stamp)	2,000.00	Nil
Kerala State Council for Children's Welfare (Stamp)	15,000.00	7,500.00
National Foundation for Communal Harmony (Stamp)	2,000.00	1,000.00
Donation to Trichur Archdiocesan Charities (12A reg)	7,44,600.00	8,04,513.00
Unath Bharath Abhiyan (Stamp)	37,075.00	Nil
Zila Sainik Welfare officer (Stamp)	6,000.00	3,000.00
	8,06,675.00	8,16,013.00

Schedule-15

Departmental Expense

Departmental Expense - AD	5,084.00	Nil
Departmental Expense - BSH	11,004.00	Nil
Departmental Expense - CE	14,310.00	Nil
Departmental Expense - CSE	30,860.00	Nil
Departmental Expense - ECE	8,257.00	Nil
Departmental Expense - EEE	10,707.00	Nil
Departmental Expense - ME	2,51,044.00	Nil
Departmental Expense - MR	16,650.00	Nil
Departmental Expense - RA	3,315.00	Nil
Departmental Expense - I & E	70,921.00	Nil
	4,22,152.00	Nil

Schedule-16

Legal and Professional Charges

Consultation fees paid	Nil	10,280.00
Legal Expenses	Nil	23,589.00
Professional Charges	8,89,509.00	7,46,000.00
	8,89,509.00	7,79,869.00

Schedule-17

Miscellaneous Expenses

Exam fees BEC	Nil	90,000.00
Fitness Centre Expenses	Nil	1,12,900.00
Medical Expenses	2,640.00	12,538.00
PMKVY EEE Dept	Nil	1,714.00
Miscellaneous Expenses	4,821.00	33,056.00
	7,461.00	2,50,208.00



JYOTHI ENGINEERING COLLEGE
DIVISION OF THRISSUR EDUCATIONAL TRUST
SCHEDULES FORMING PART OF FINANCIAL STATEMENTS

Schedule-18

Printing, Stationery & Subscription

Printing & Stationery	1,78,864.73	5,40,082.82
Newspaper & Periodicals	42,037.00	34,995.00
Renewal Fee - Library Subscription	20,44,032.00	16,97,428.50
Renewal Fee (Journals & others)	17,92,237.00	12,51,191.00
	<u>40,57,170.73</u>	<u>35,23,697.32</u>

Schedule-19

Repairs & Maintenance

AMC Charges	3,70,011.00	5,22,895.00
Computer Maintenance Expense	68,413.05	Nil
Fuel Expenses - Generator	3,78,581.00	3,20,022.00
Fuel Expenses - Grasscutting Machine	21,920.00	14,302.00
Fuel Expenses - Vehicle	1,81,213.00	5,49,615.00
Fuel Expenses - Manager	94,370.00	Nil
Fuel Expenses - Principal	2,15,000.00	Nil
Laboratory Expenses	4,76,491.95	14,41,031.00
Painting Expenses	1,16,235.00	21,83,292.00
Repairs & Maintenance	13,46,708.00	34,73,699.00
Repairs & Maintenance - Land Scapping	51,570.00	Nil
Repairs & Maintenance - Mechanical Seminar Room	94,350.00	Nil
Repairs & Maintenance - A/c Fitting	3,63,190.00	Nil
Repairs & Maintenance - AD Floor Work	1,11,623.00	Nil
Repairs & Maintenance - General Labour	2,23,867.00	Nil
Repairs & Maintenance - Maintenance Work	5,51,581.00	Nil
Repairs & Maintenance - Southern Academic Block	1,06,316.00	Nil
Repairs & Maintenance - Store Room Purchase	2,13,429.00	Nil
Repairs & Maintenance - Wash Room Modification	15,13,650.00	Nil
Vehicle Maintenance	2,60,129.00	1,95,135.00
Workshop Expenses	78,562.00	63,987.00
	<u>68,37,210.00</u>	<u>87,63,978.00</u>

Schedule-20

Scholarship & Financial Help

Scholarship Expenses	2,53,00,205.00	2,16,25,647.00
Financial Help	1,630.00	26,000.00
	<u>2,53,01,835.00</u>	<u>2,16,51,647.00</u>

Schedule-21

Student Activity Expenses

Student Activity - College Events	7,61,066.16	4,04,511.00
Student Activity - Students Events	6,36,313.00	5,83,478.00
Smart Card Expenses	44,880.00	32,380.00
Tech Fest Payments	17,91,943.00	Nil
	<u>32,34,202.16</u>	<u>10,20,369.00</u>

Schedule-22

Travelling Expenses

Transportation Charges	16,800.00	2,200.00
Travelling Expenses including staff	7,12,831.00	10,36,931.88
	<u>7,29,631.00</u>	<u>10,39,131.88</u>

Schedule-23

University Fee (Expenses)

Accreditation Expenses	2,17,993.00	21,62,520.00
Autonomy Expense	Nil	8,99,847.00
KTU Examination Exp	4,25,747.00	3,63,068.00
KTU Valuation Camp	46,384.00	3,150.00
Registration Fees	16,07,500.00	1,65,680.00
Univeristy Fees - PHD	4,93,750.00	Nil
University Affiliation Fee	5,62,000.00	12,16,500.00
University Examination Fee	1,27,66,655.00	(8,90,195.00)
University Union & Sports Fees	22,07,420.00	Nil
	<u>1,83,27,449.00</u>	<u>39,20,570.00</u>



JYOTHI ENGINEERING COLLEGE
DIVISION OF THRISSUR EDUCATIONAL TRUST
SCHEDULES FORMING PART OF FINANCIAL STATEMENTS

Schedule-24

Fee Collection

Admission Fees	75,950.00	66,750.00
Tuition Fees	14,09,50,651.02	12,46,26,588.21
Other fee - NRI Fees	1,93,30,000.00	1,28,85,000.00
	16,03,56,601.02	13,75,78,338.21

Schedule-25

Interest Received

Interest Received From KSEB	18,749.00	1,875.00
Interest Received on SB	2,06,986.00	96,204.00
Interest Received on FD	29,09,498.00	7,20,749.00
Interest Received (Staff FD)	4,91,634.00	3,10,166.00
	36,26,867.00	11,28,994.00

Schedule-26

Other Fees (Income)

Application Amount - 2022	Nil	1,65,500.00
Other Fees 2021 Batch	Nil	3,67,250.00
Other Fees 2022 Batch	Nil	18,50,000.00
Discontinued Students Refunds	46,150.00	33,350.00
University Fee & Special Fee	Nil	90,000.00
Fitness Centre Income	500.00	8,200.00
Special Fees	1,71,45,000.00	56,07,700.00
Smart Card Charges	2,51,500.00	2,24,250.00
Tech Fest 2021	Nil	(500.00)
Old Batch Fees	Nil	1,48,000.00
Tech Fest 1	Nil	(200.00)
Tuition Fee Old Batch	2,50,490.00	Nil
Other Fees	835.00	4,645.00
	1,76,94,475.00	84,98,195.00

Schedule-27

Maintenance Charges Received

Maintenance Charge - Canteen	1,20,000.00	1,28,491.52
Maintenance Charge - Coffee Shop	24,708.00	Nil
Maintenance Charge - Photostat	12,712.00	Nil
Maintenance Charge - TBI	5,500.00	Nil
	1,62,920.00	1,28,491.52

Schedule-28

Other Income

Add on Course	Nil	(16,670.00)
Cheque Return Charges collected from Students	2,256.76	Nil
Conference and Participation Fees	14,800.00	Nil
CUET Exam	Nil	4,91,612.00
Departmental Expense Reimbursed	50,000.00	Nil
Energy Harvesting Project	Nil	11,299.15
Environmental Laboratory Utilisation	Nil	28,813.54
Guest House Rent	Nil	3,813.54
IIIC Course	4,24,849.35	1,77,962.47
K Disc Bio Fuel Project	Nil	67,059.00
One District one Idea	Nil	18,034.00
Other Charges - Due	1,77,439.00	45,738.00
Other Charges - Library	9,715.00	25,804.00
Printout Charges	13,568.22	11,779.89
Sub total c/d	6,92,628.33	8,65,245.59



JYOTHI ENGINEERING COLLEGE
DIVISION OF THRISSUR EDUCATIONAL TRUST
SCHEDULES FORMING PART OF FINANCIAL STATEMENTS

Sub total b/d	6,92,628.33	8,65,245.59
Refund of Excess Insurance Paid	6,094.00	Nil
Research & Development Fund Collection	27,671.00	Nil
Scholarship Refunded by students	4,90,390.00	Nil
Students Verification Charges	12,700.00	12,500.00
TDS Late Fees	1,200.00	Nil
Tech fest 2019	Nil	(250.00)
Technology Business Incubator	1,66,546.00	84,902.00
	13,97,229.33	9,62,397.59

Schedule-29

University Fee Collection

Exam Fee - B Tech Minor Registration- Collected	40,220.00	Nil
Exam Fee - Migration - Collected	13,280.00	Nil
Exam Fees - 2017 Batch B Tech- Collected	6,800.00	Nil
Exam Fees - 2019 Batch B Tech- Collected	5,83,605.00	Nil
Exam Fees - 2019 Batch Mtech - Collected	37,700.00	Nil
Exam Fees - 2020 Batch B Tech Collected	29,56,015.00	Nil
Exam Fees - 2020 Batch M Tech - Collected	3,000.00	Nil
Exam Fees - 2021 Batch Btech- Collected	28,92,465.00	Nil
Exam Fees - 2021 Batch M Tech- Collected	12,225.00	Nil
Exam Fees - 2022 Batch B Tech- Collected	31,98,450.00	Nil
Exam Fees - 2022 Batch M Tech -Collected	15,900.00	Nil
Exam Fees - 2023 Batch B Tech Collected	18,07,285.00	Nil
Exam Fees - 2023 Batch M Tech- Collected	12,680.00	Nil
Exam Fees - Answer Script	3,500.00	Nil
Exam Fees - Btech Honour - Collected	32,840.00	Nil
Exam Fees - Phd	210.00	Nil
Exam Fees - Revaluation	420.00	Nil
Exam Fees - Supplymentary- Collected	2,09,260.00	Nil
KTU Affiliation Fee & Administration Collected	8,91,750.00	Nil
University Affiliation Fee - 2023 Batch	7,500.00	Nil
University Arts & Sports Fee	9,29,365.00	Nil
University Fees & Special Fees - Due	7,500.00	Nil
University Semester Fee - P HD 2023- Collected	1,10,000.00	Nil
University Semester Fees - P HD 2018 - Collected	30,000.00	Nil
University Semster Fee - P HD 2017 -Collected	14,000.00	Nil
University Semster Fee - P HD 2020 -Collected	74,000.00	Nil
University Semster Fee - P HD 2021 - Collected	1,45,000.00	Nil
University Semster Fee - P HD 2022 - Collected	45,000.00	Nil
	1,40,79,970.00	Nil

